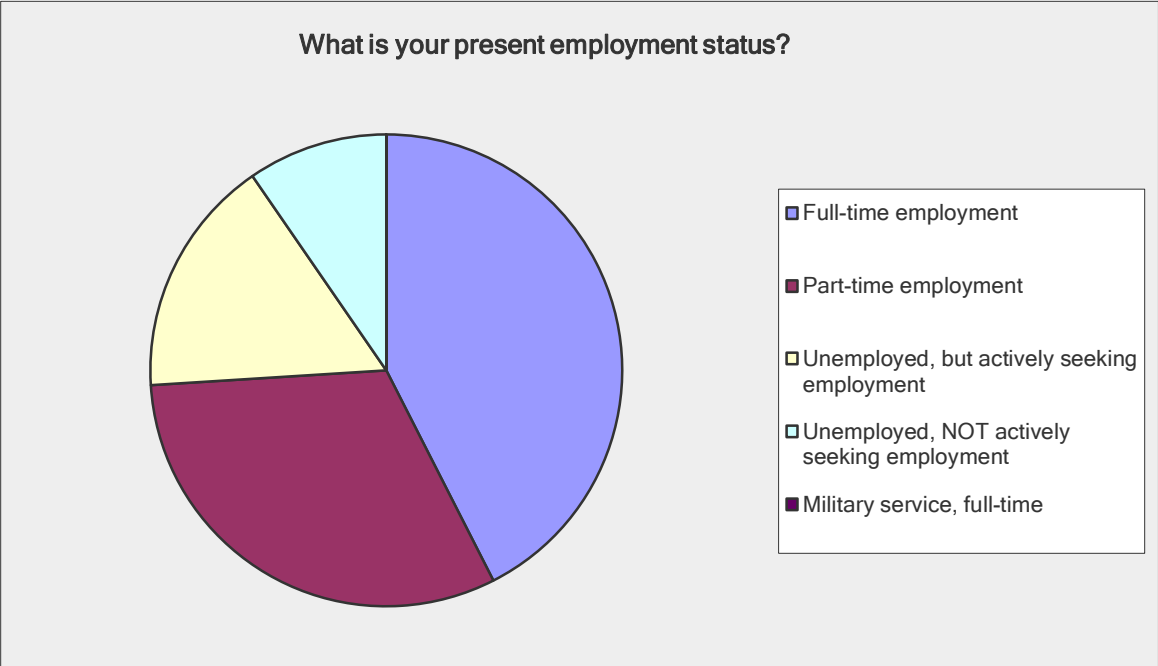


# Northwestern CT Community College Graduate Survey, 2016

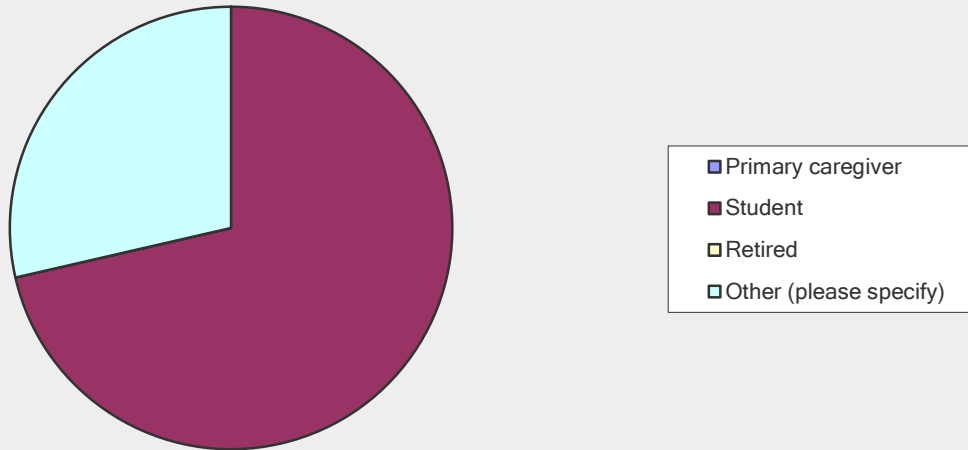
What is your present employment status?		
Answer Options	Response Percent	Response Count
Full-time employment	42.5%	31
Part-time employment	31.5%	23
Unemployed, but actively seeking employment	16.4%	12
Unemployed, NOT actively seeking employment	9.6%	7
Military service, full-time	0.0%	0
<b>answered question</b>		<b>73</b>
<b>skipped question</b>		<b>0</b>



In question 1 above, if you answered: "unemployed, NOT actively seeking employment", please indicate why:

Answer Options	Response Percent	Response Count
Primary caregiver	0.0%	0
Student	71.4%	5
Retired	0.0%	0
Other (please specify)	28.6%	2
<i>answered question</i>		<b>7</b>
<i>skipped question</i>		<b>66</b>

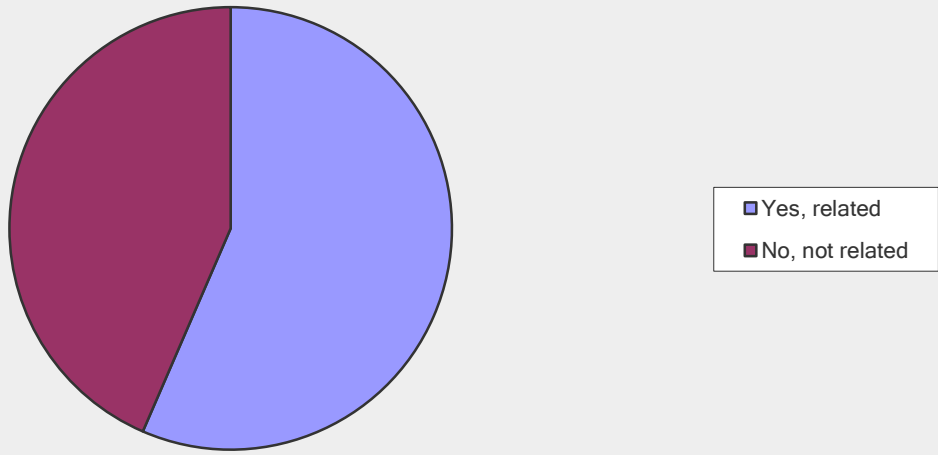
In question 1 above, if you answered: "unemployed, NOT actively seeking employment", please indicate why:



Is your current job related to your community college major/field of study?

Answer Options	Response Percent	Response Count
Yes, related	56.5%	26
No, not related	43.5%	20
<i>answered question</i>		<b>46</b>
<i>skipped question</i>		<b>27</b>

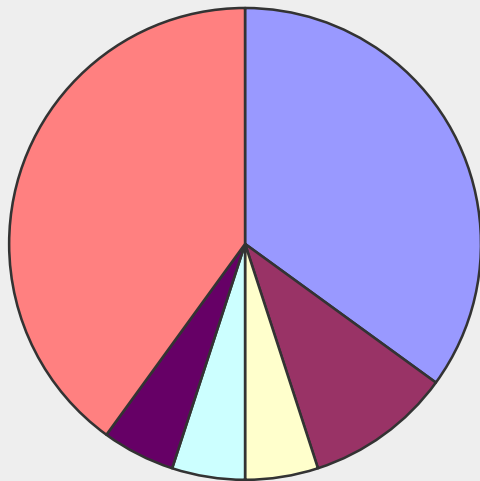
Is your current job related to your community college major/field of study?



**If your job is unrelated, please indicate why:**

Answer Options	Response Percent	Response Count
Could not find a job in my field of preparation	35.0%	7
Have not yet looked for a job in my field	10.0%	2
Was not sufficiently qualified	5.0%	1
Preferred to work in another field	5.0%	1
Took courses for enrichment, not job-related	5.0%	1
Other (please specify below)	40.0%	8
Other Reason		8
<i>answered question</i>		<b>20</b>
<i>skipped question</i>		<b>53</b>

**If your job is unrelated, please indicate why:**

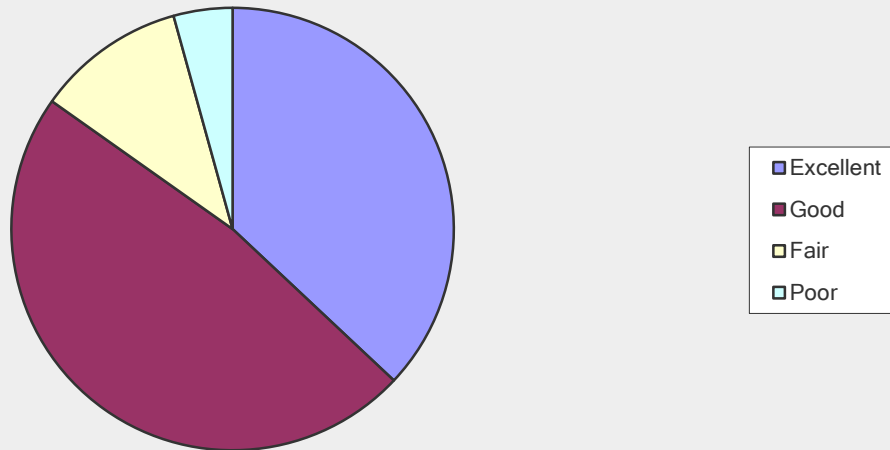


- Could not find a job in my field of preparation
- Have not yet looked for a job in my field
- Was not sufficiently qualified
- Preferred to work in another field
- Took courses for enrichment, not job-related
- Other (please specify below)

**How would you rate your community college education as preparation for your current employment?**

Answer Options	Response Percent	Response Count
Excellent	37.0%	17
Good	47.8%	22
Fair	10.9%	5
Poor	4.3%	2
<i>answered question</i>		<b>46</b>
<i>skipped question</i>		<b>27</b>

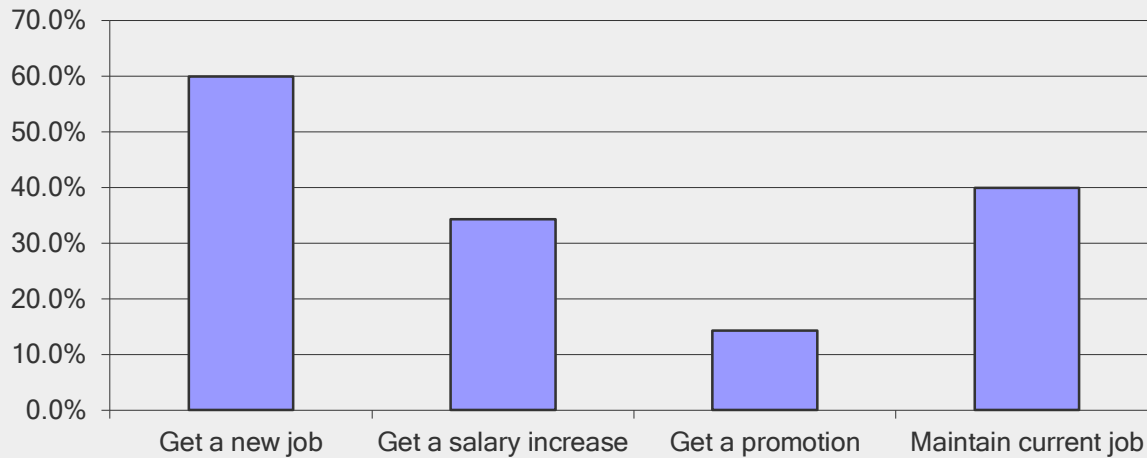
How would you rate your community college education as preparation for your current employment?



**Did your community college education help you... (check all that apply)**

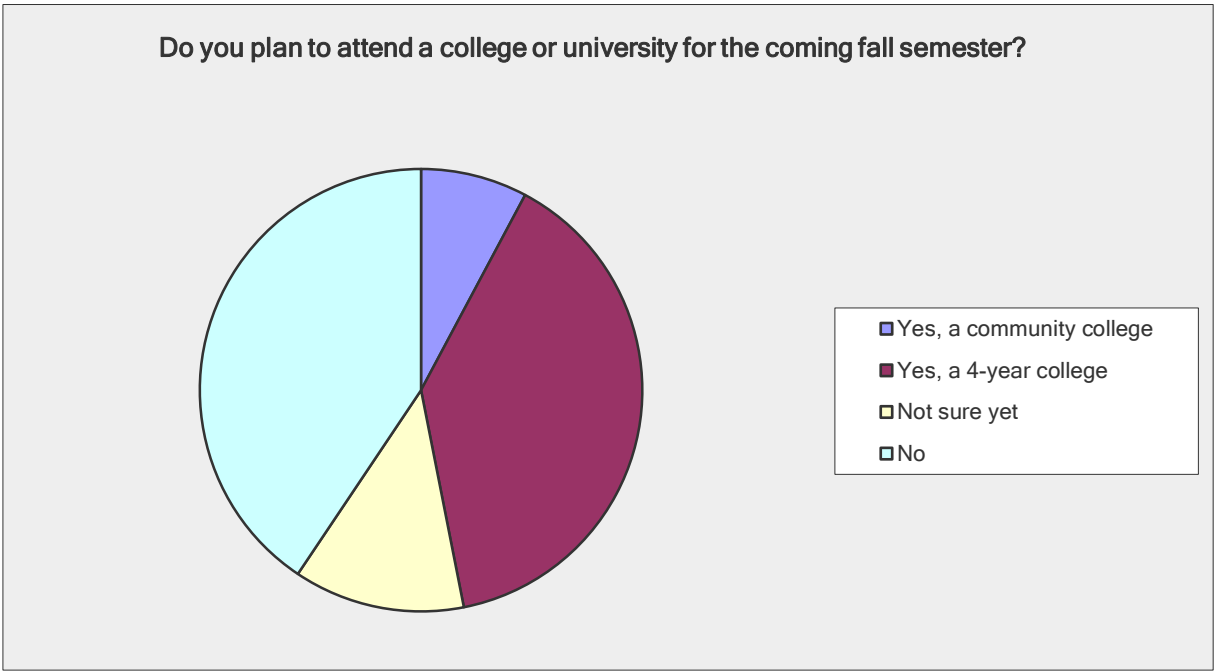
Answer Options	Response Percent	Response Count
Get a new job	60.0%	21
Get a salary increase	34.3%	12
Get a promotion	14.3%	5
Maintain current job	40.0%	14
<i>answered question</i>		<b>35</b>
<i>skipped question</i>		<b>38</b>

**Did your community college education help you... (check all that apply)**

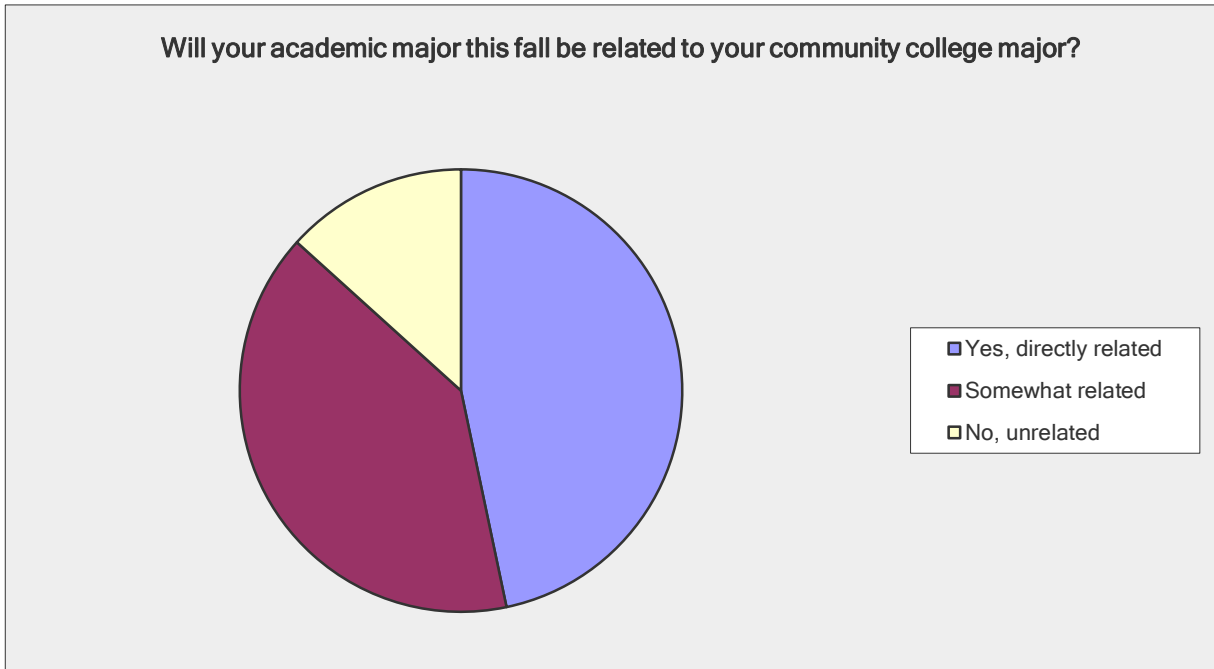


**Do you plan to attend a college or university for the coming fall semester?**

<b>Answer Options</b>	<b>Response Percent</b>	<b>Response Count</b>
Yes, a community college	7.8%	5
Yes, a 4-year college	39.1%	25
Not sure yet	12.5%	8
No	40.6%	26
<i>answered question</i>		<b>64</b>
<i>skipped question</i>		<b>9</b>



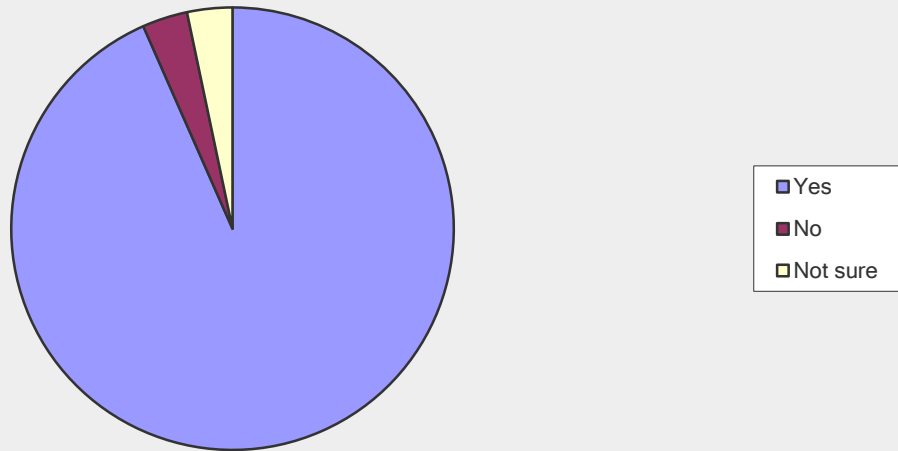
Will your academic major this fall be related to your community college major?		
Answer Options	Response Percent	Response Count
Yes, directly related	46.7%	14
Somewhat related	40.0%	12
No, unrelated	13.3%	4
<i>answered question</i>		<b>30</b>
<i>skipped question</i>		<b>43</b>





Do you feel your Northwestern education has prepared you for your future college studies?		
Answer Options	Response Percent	Response Count
Yes	93.3%	28
No	3.3%	1
Not sure	3.3%	1
<i>answered question</i>		<b>30</b>
<i>skipped question</i>		<b>43</b>

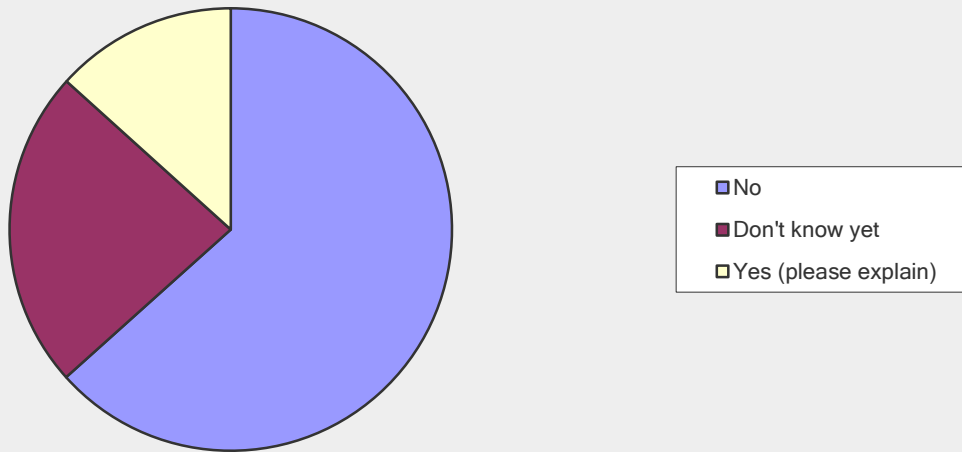
Do you feel your Northwestern education has prepared you for your future college studies?



Did you have any difficulty with transferring credits to another institution?

Answer Options	Response Percent	Response Count
No	63.3%	19
Don't know yet	23.3%	7
Yes (please explain)	13.3%	4
<i>answered question</i>		<b>30</b>
<i>skipped question</i>		<b>43</b>

Did you have any difficulty with transferring credits to another institution?



Please rate your level of satisfaction with each of the following student services at Northwestern:

Answer Options	Very satisfied	Somewhat satisfied	Not at all satisfied	Don't know/ Not applicable	Total	
Academic advising/counseling	34	20	4	4	62	
Admissions services	46	13	0	2	61	
Availability of faculty for interaction outside of the	43	14	3	2	62	
Bookstore	24	23	11	4	62	
Business services (cashiers, payment process, etc.)	44	12	1	5	62	
Campus security	24	15	5	18	62	
Career counseling	18	13	6	24	61	
Cleanliness of facilities	45	14	1	1	61	
Computer labs	43	12	0	7	62	
Financial aid services	26	13	5	18	62	
Library services	46	10	0	6	62	
Overall quality of faculty instruction	42	17	3	0	62	
Registration services	47	14	0	1	62	
Services to students with disabilities	10	3	0	49	62	
Student activities	21	10	2	29	62	
Tutoring/academic support services	26	7	1	28	62	
Please add any specific comments you may have about student services here:					8	
					<i>answered question</i>	<b>62</b>
					<i>skipped question</i>	<b>11</b>

Answer Options	Very satisfied	Somewhat satisfied	Not at all satisfied	Don't know/ Not applicable	Total	
Academic advising/counseling	54.8%	32.3%	6.5%	6.5%	62	
Admissions services	75.4%	21.3%	0.0%	3.3%	61	
Availability of faculty for interaction outside of the	69.4%	22.6%	4.8%	3.2%	62	
Bookstore	38.7%	37.1%	17.7%	6.5%	62	
Business services (cashiers, payment process, etc.)	71.0%	19.4%	1.6%	8.1%	62	
Campus security	38.7%	24.2%	8.1%	29.0%	62	
Career counseling	29.5%	21.3%	9.8%	39.3%	61	
Cleanliness of facilities	73.8%	23.0%	1.6%	1.6%	61	
Computer labs	69.4%	19.4%	0.0%	11.3%	62	
Financial aid services	41.9%	21.0%	8.1%	29.0%	62	
Library services	74.2%	16.1%	0.0%	9.7%	62	
Overall quality of faculty instruction	67.7%	27.4%	4.8%	0.0%	62	
Registration services	75.8%	22.6%	0.0%	1.6%	62	
Services to students with disabilities	16.1%	4.8%	0.0%	79.0%	62	
Student activities	33.9%	16.1%	3.2%	46.8%	62	
Tutoring/academic support services	41.9%	11.3%	1.6%	45.2%	62	
Please add any specific comments you may have about student services here:					8	
					<i>answered question</i>	<b>62</b>
					<i>skipped question</i>	<b>11</b>

**How much has your experience at Northwestern contributed to your knowledge, skills and personal development in the following areas?**

<b>Answer Options</b>	<b>Very much</b>	<b>Quite a bit</b>	<b>Some</b>	<b>Very little</b>	<b>Response</b>
Understanding of the principles and methods of the	32	15	9	5	61
Ability to identify problems, to gather, interpret, and	28	16	12	4	60
Ability to listen actively, to present ideas clearly, and to	31	15	9	5	60
Ability to recognize and credit information sources	27	20	12	2	61
Ability to use technology to access and communicate	31	13	12	5	61
Ability to comport self in a way that demonstrates self-	28	20	5	8	61
Ability to articulate ideas clearly in writing with attention	33	15	9	4	61
Ability to comprehend and analyze written and visual	34	14	8	5	61
Ability to connect ideas, skills, and concepts from across	34	15	8	4	61
Ability to transfer knowledge and skills from previous	33	15	8	5	61
Ability to assess values, to recognize the social context	29	21	6	5	61
<i>answered question</i>					<b>61</b>
<i>skipped question</i>					<b>12</b>

**How much has your experience at Northwestern contributed to your knowledge, skills and personal development in the following areas?**

<b>Answer Options</b>	<b>Very much</b>	<b>Quite a bit</b>	<b>Some</b>	<b>Very little</b>	<b>Total</b>
Understanding of the principles and methods of the	52.5%	24.6%	14.8%	8.2%	100.0%
Ability to identify problems, to gather, interpret, and	46.7%	26.7%	20.0%	6.7%	100.0%
Ability to listen actively, to present ideas clearly, and to	51.7%	25.0%	15.0%	8.3%	100.0%
Ability to recognize and credit information sources	44.3%	32.8%	19.7%	3.3%	100.0%
Ability to use technology to access and communicate	50.8%	21.3%	19.7%	8.2%	100.0%
Ability to comport self in a way that demonstrates self-	45.9%	32.8%	8.2%	13.1%	100.0%
Ability to articulate ideas clearly in writing with attention	54.1%	24.6%	14.8%	6.6%	100.0%
Ability to comprehend and analyze written and visual	55.7%	23.0%	13.1%	8.2%	100.0%
Ability to connect ideas, skills, and concepts from across	55.7%	24.6%	13.1%	6.6%	100.0%
Ability to transfer knowledge and skills from previous	54.1%	24.6%	13.1%	8.2%	100.0%
Ability to assess values, to recognize the social context	47.5%	34.4%	9.8%	8.2%	100.0%
<i>answered question</i>					<b>61</b>
<i>skipped question</i>					<b>12</b>

# Northwestern CT Community College Graduate Survey, 2016

Would you recommend Northwestern to a friend or family member?		
Answer Options	Response Percent	Response Count
Yes, I would recommend	88.9%	56
No, I would not recommend	11.1%	7
<i>answered question</i>		<b>63</b>
<i>skipped question</i>		<b>10</b>

